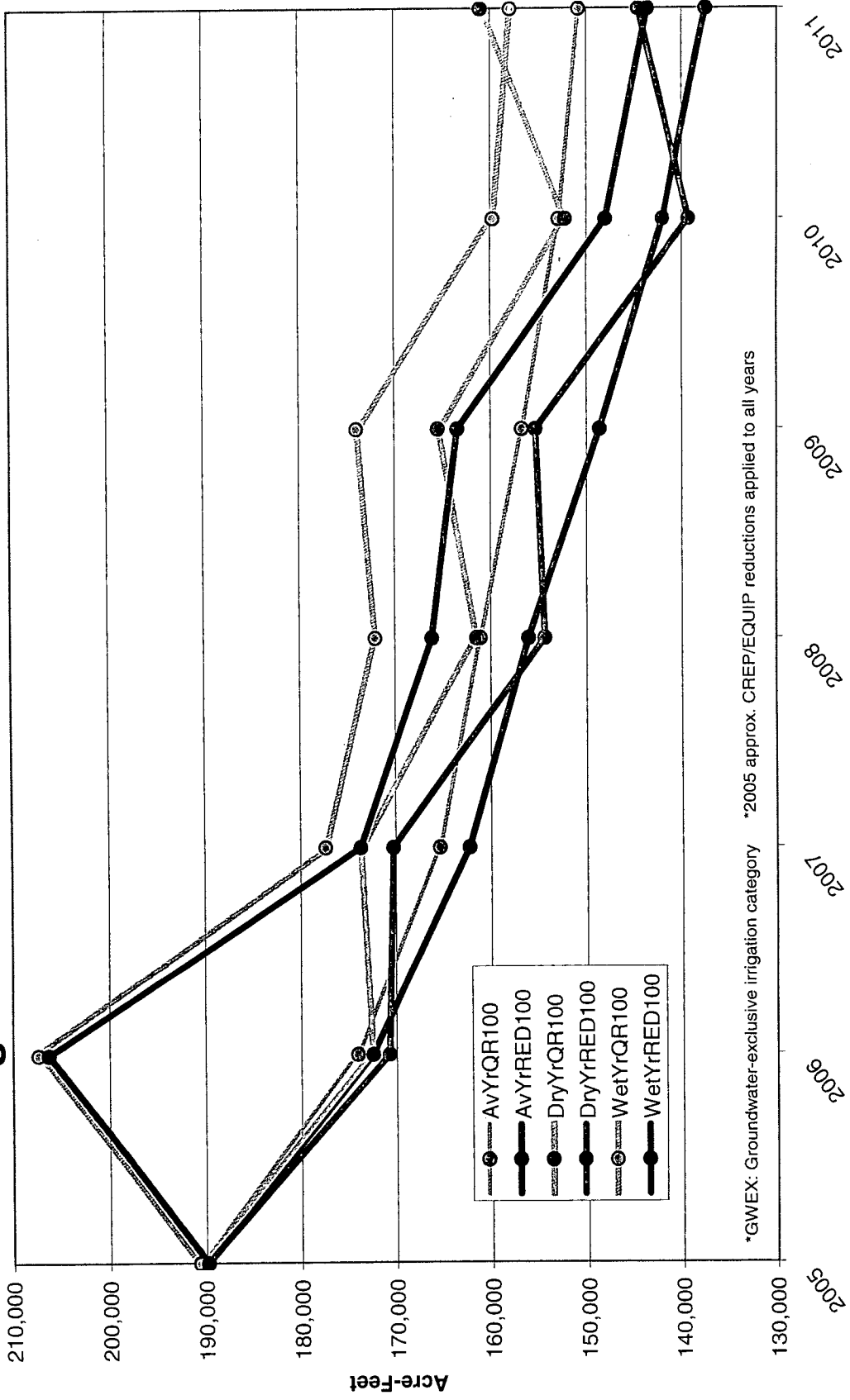


# Groundwater Impacts, Republican Basin Three-NRD Region GWEX Reductions, 2005 - 2011



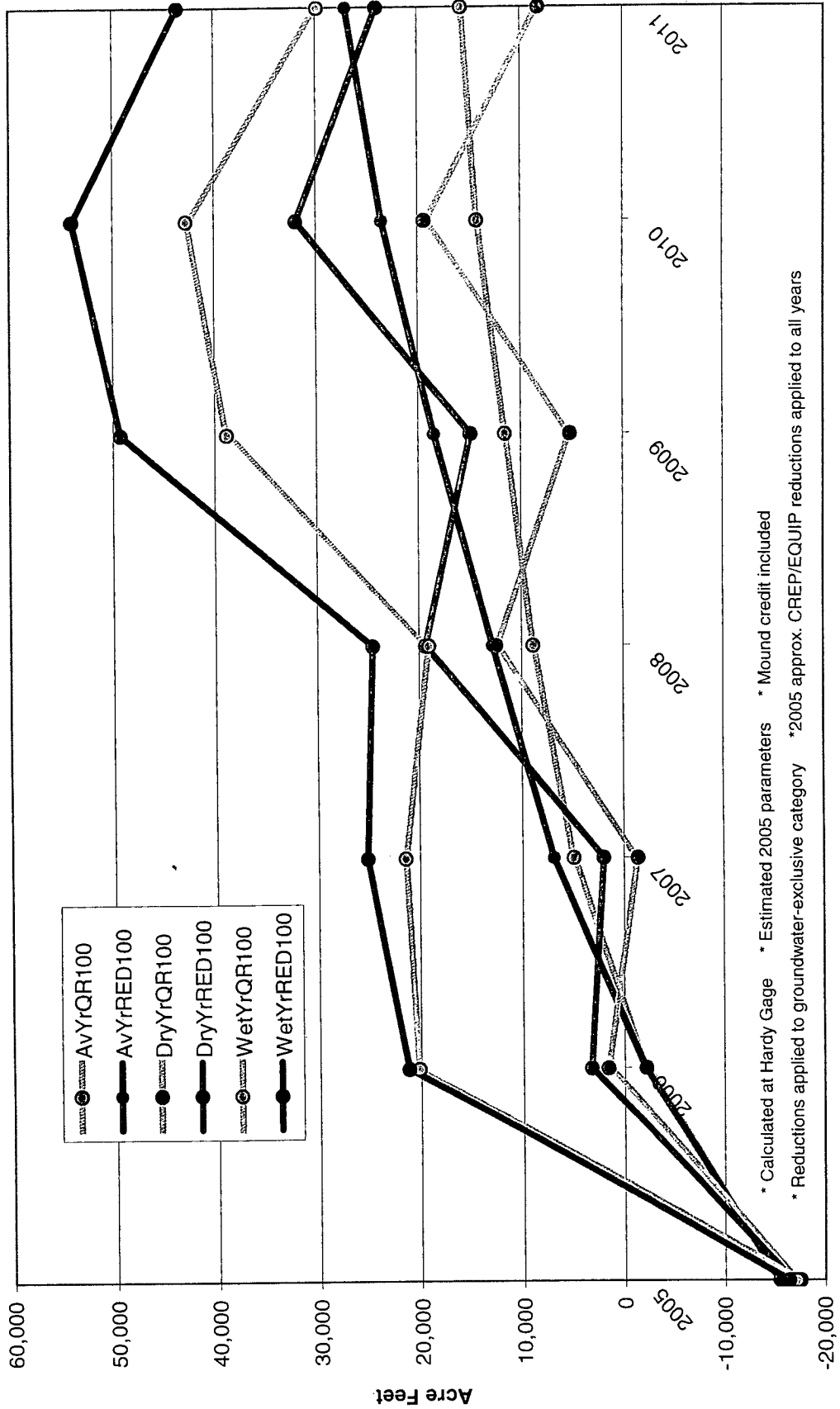
\*GWEX: Groundwater-exclusive irrigation category \*2005 approx. CREP/EQUIP reductions applied to all years

**1980 THROUGH 2005 IRRIGATION-SEASON PRECIPITATION SUMMARY'  
NEBRASKA REPUBLICAN BASIN**

	<b>Imperial PCP</b>	<b>McCook PCP</b>	<b>Cambridge PCP</b>	<b>Holdrege PCP</b>	<b>Superior PCP</b>	<b>AVERAGE</b>
1980	11.7	12.7	8.6	12.0	12.5	11.5
1981	13.5	14.5	20.0	18.0	19.1	17.0
1982	18.9	12.2	14.7	12.9	14.7	14.7
1983	9.0	9.5	9.1	14.7	12.0	10.9
1984	7.0	9.4	8.0	9.1	11.6	9.0
1985	7.3	14.8	10.6	15.2	18.5	13.3
1986	11.6	14.0	10.7	11.9	15.0	12.7
1987	12.8	10.5	14.4	20.1	17.4	15.0
1988	12.2	14.7	16.8	16.7	12.8	14.6
1989	13.2	13.3	13.7	18.7	14.7	14.7
1990	14.8	10.2	15.3	11.7	15.7	13.5
1991	9.7	11.8	11.0	12.2	12.6	11.5
1992	10.5	14.2	16.1	17.8	19.2	15.6
1993	19.8	18.1	26.3	35.4	25.8	25.1
1994	11.2	10.2	12.7	15.0	10.4	11.9
1995	11.5	13.0	15.6	16.4	16.2	14.5
1996	18.3	16.3	24.6	29.6	17.4	21.2
1997	12.4	12.6	7.8	9.3	17.6	11.9
1998	10.4	9.1	13.5	15.4	7.8	11.2
1999	15.7	18.1	17.8	20.3	13.0	17.0
2000	6.3	8.2	11.3	11.5	7.1	8.9
2001	9.8	9.1	16.2	11.7	23.7	14.1
2002	5.0	6.7	8.6	9.9	9.3	7.9
2003	7.4	14.9	9.7	11.8	13.0	11.4
2004	10.0	12.8	10.7	12.1	14.7	12.1
2005	12.6	15.8	14.1	12.9	12.3	13.5
<b>AVERAGE (NO '93):</b>	<b>11.3</b>	<b>12.3</b>	<b>13.3</b>	<b>14.7</b>	<b>14.3</b>	<b>13.2</b>

\* May through August NWS data

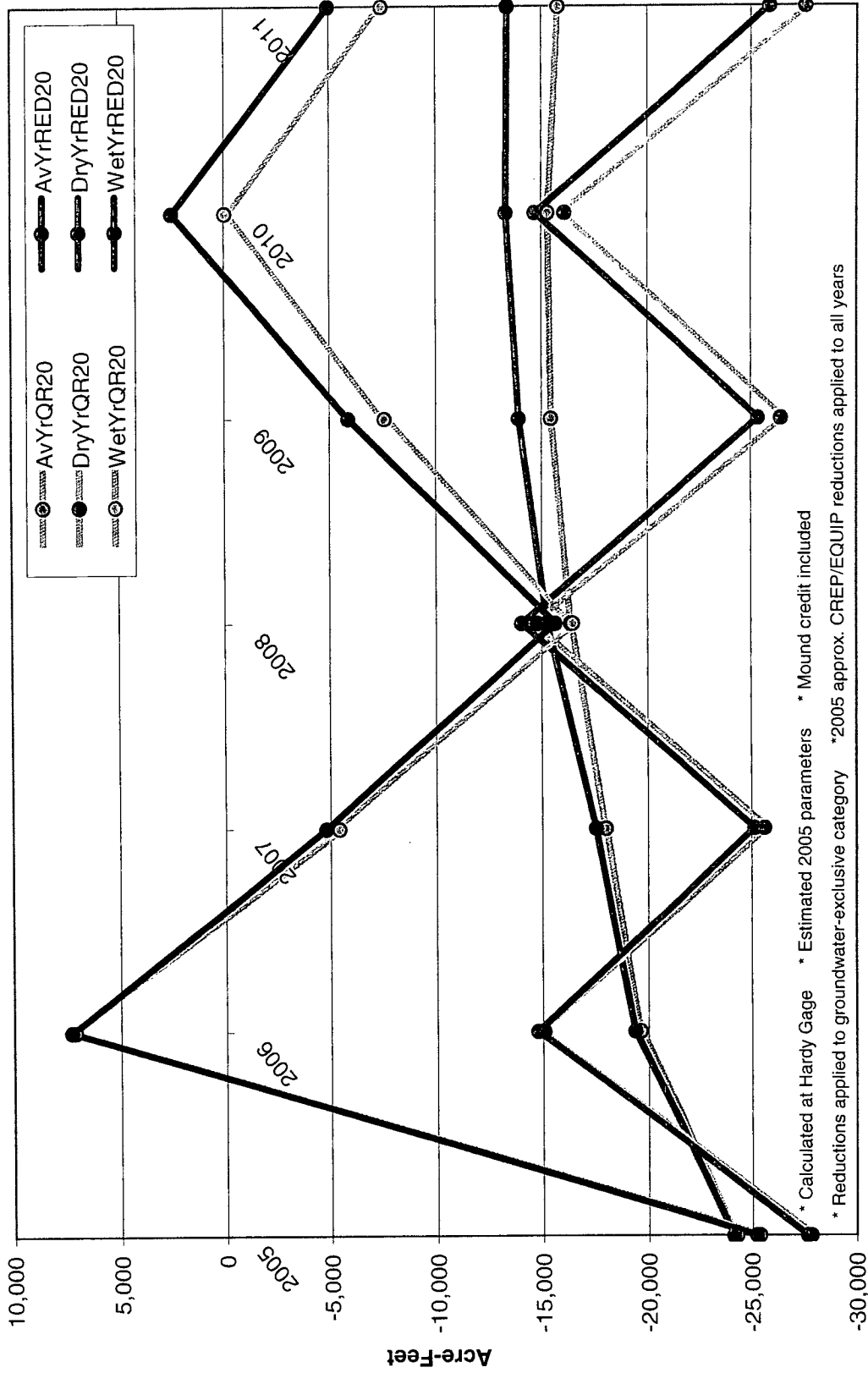
# Allocation Minus Consumptive Use Plus Groundwater Mound Credit, Republican Basin, Three-NRD Region 2005 - 2011



\* Calculated at Hardy Gage \* Estimated 2005 parameters \* Mound credit included

\* Reductions applied to groundwater-exclusive category \*2005 approx. CREP/EQUIP reductions applied to all years

Allocation Minus Consumptive Use Plus Groundwater Mound Credit, Republican Basin,  
Three-NRD Region 2005 - 2011



\* Calculated at Hardy Gage \* Estimated 2005 parameters \* Mound credit included  
 \* Reductions applied to groundwater-exclusive category \*2005 approx. CREP/EQUIP reductions applied to all years